



E-Carbon Feet Range

Blatchford 

E-Carbon Feet Range

Blatchford's E-Carbon range combines the convenience of an everyday foot with a high level of energy return that also makes them ideal for recreational sports.

Each foot is based on a lightweight, responsive and durable design, featuring a split toe-spring that adapts and conforms to terrain, enhancing balance and confidence with every step. The footshell now has a sandal-toe design for greater choice of footwear. New redesigned toe spring features Kevlar™ reinforcement for durability, and allows for sandal toe.

Options include:

- A VT element that offers additional rotation and vertical shock absorption to reduce shear forces and loading rates at the socket interface. The user is able to move and adapt more freely, making it ideal for pivoting sports such as tennis and golf, or for hiking.
- A multi-axial ankle that offers shock absorption and eases residual limb pressure for a smooth, comfortable walking experience.
- Blade style feet offer a gaiter to reduce debris ingress.

Now Available with Sandal Toe

Footshell Width Guide:

Use the below table to help choose the correct size when ordering, for sizes 25, 26, 27 you can now choose between Narrow (N) and Wide (W) fittings.



Size	22	23	24	25	26	27	28	29	30
Footshell Width	76mm	78mm	80mm	82mm (N) 88mm (W)	83mm (N) 91mm (W)	91mm (N) 99mm (W)	100mm	102mm	105mm
Old Esprit Footshell	77mm	77mm	80mm	82mm	82mm	87mm	90mm	95mm	101mm
Old Elite Footshell	N/A	N/A	82mm	83mm	86mm	88mm	92mm	96mm	98mm

Elite Blade



Suitable for submersion

The waterproof Elite Blade is a lightweight, high performance flexible blade. It is designed to deflect shock from the residual limb, making it ideal for high impact use.

Order Example

Product Code	Size	Side	Width*	Spring Set	Sandal Toe*	+ Adaptor
EB	26	L	N	3	S	M

*For dark tone add suffix D. Foot example: Elite Blade, size 26 left, narrow, spring rating 3, sandal toe, male proximal (F for female).
*Narrow (N) and Wide (W) available for sizes 25-27 only.

Impact Activity	User Weight											Foot spring set
	44-52 100-115	53-59 116-130	60-68 131-150	69-77 151-170	78-88 171-195	89-100 196-220	101-116 221-255	117-130 256-285	131-147 286-325	148-166 326-365	kg	
Low 3	1	1	2	3	4	5	6	7	8	9*		
Mod 4	1	2	3	4	5	6	7	8	9*	-		
High 4	2	3	4	5	6	7	8	9*	-	-		

*Rate 8 and 9 are only available on sizes 25-30cm

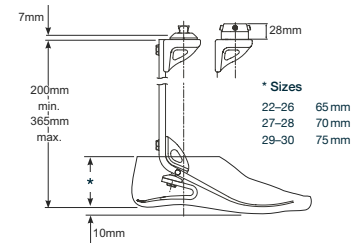


Specifications

Max. User Weight:	166kg (365 lb)
Activity Level:	3-4
Size Range:	22cm-30cm
Component Weight:	500g [†] (1 lb 2 oz)
Build Height:	200mm - 365mm (7 ⁷ / ₈ - 14 ³ / ₈ "
Heel Height:	10mm

[†]Component weight shown is for a size 26cm without foot shell.

Build Height



Elite Blade^{VT}



Suitable for outdoor use

Elite Blade^{VT} has been designed to offer all of the benefits of Elite Blade with an additional rotation and vertical shock absorption element.

Order Example

Product Code	Size	Side	Width*	Spring Set	Sandal Toe*	+ VT Selection										
EB	26	L	N	4	S	<table border="0"> <tr> <td>Male</td> <td>Female</td> </tr> <tr> <td>VTM1 or</td> <td>VTF1</td> </tr> <tr> <td>VTM2 or</td> <td>VTF2</td> </tr> <tr> <td>VTM3 or</td> <td>VTF3</td> </tr> <tr> <td>VTM4 or</td> <td>VTF4</td> </tr> </table>	Male	Female	VTM1 or	VTF1	VTM2 or	VTF2	VTM3 or	VTF3	VTM4 or	VTF4
Male	Female															
VTM1 or	VTF1															
VTM2 or	VTF2															
VTM3 or	VTF3															
VTM4 or	VTF4															

*For dark tone add suffix D. Foot example: Elite Blade^{VT}, size 26 left, narrow, spring rating 4, axial spring 2, sandal toe. *Narrow (N) and Wide (W) available for sizes 25-27 only.

Impact Activity	User Weight											Foot spring set
	44-52 100-115	53-59 116-130	60-68 131-150	69-77 151-170	78-88 171-195	89-100 196-220	101-116 221-255	117-130 256-285	131-147 286-325	148-166 326-365	kg	
Low 3	1	1	2	3	4	5	6	7	8	9		
Mod 4	1	2	3	4	5	6	7	8	9	-		
High 4	2	3	4	5	6	7	8	9	-	-		

1 2 3 4 ← Axial shock spring

*Rate 8 and 9 are only available on sizes 25-30cm

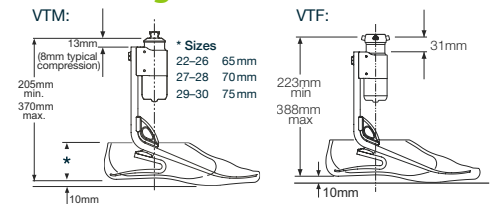


Specifications

Max. User Weight:	166kg (365 lb)
Activity Level:	3-4
Max. Rotation:	+/-15deg
Size Range:	22cm-30cm
Component Weight:	1030g [†] (2 lb 4 oz)
Build Height:	Male 205-370mm (8" - 14 ¹ / ₂ " Female 223-388mm (8 ³ / ₄ " - 15 ¹ / ₄ "
Heel Height:	10mm

[†]Component weight shown is for a size 26cm without foot shell.

Build Height



Javelin wearer, Bill, had always longed for a foot that offers great stability to help reduce the number of falls he had on the ice. When Bill was first introduced to Javelin he found it provided him with exceptional stability on the ice.

“It’s amazing, I’m able to pivot on my back foot a lot better than before.”

Bill, Javelin Wearer



Elite²



Elite 2 is lightweight, responsive foot with independent E-Carbon foot springs. Designed for high impact, this foot is ideal for a variety of recreational sports.

Order Example

Product Code	Size	Side	Width*	Spring Set	Sandal Toe*
EL	25	L	N	5	S

*For dark tone add suffix D. Foot example: Elite2, size 25 left, narrow, spring rating 5, sandal toe. *Narrow (N) and Wide (W) available for sizes 25-27 only.



Impact Activity	Weight Range											Foot spring set
	44-52 100-115	53-59 116-130	60-68 131-150	69-77 151-170	78-88 171-195	89-100 196-220	101-116 221-255	117-130 256-285	131-147 286-325	148-166 326-365	kg lbs	
Low 3	1	1	2	3	4	5	6	7	8	9*		
Mod 4	1	2	3	4	5	6	7	8	9*	-		
High 4	2	3	4	5	6	7	8	9*	-	-		

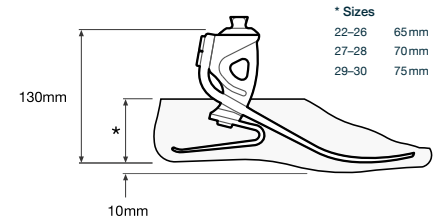
*Rate 9 is only available on sizes 25-30cm

Specifications

Max. User Weight:	166kg (365 lb)
Activity Level:	3-4
Size Range:	22cm-30cm
Component Weight:	420g [†] (1 lb)
Build Height:	130mm (6 ¹ / ₈ "")
Heel Height:	10mm

[†]Component weight shown is for a size 26cm without foot shell.

Build Height



Elite^{VT}



EliteVT combines the technology of Elite2 with an additional rotation and vertical shock absorption element.

Order Example

Product Code	Size	Side	Width*	Spring Set	Axial Spring	Sandal Toe*
EVT	25	L	N	7	3	S

*For dark tone add suffix D. Foot example: EliteVT, size 25 left, narrow, spring set 7, axial spring 3, sandal toe. *Narrow (N) and Wide (W) available for sizes 25-27 only.



Impact Activity	Weight Range											Foot spring set
	44-52 100-115	53-59 116-130	60-68 131-150	69-77 151-170	78-88 171-195	89-100 196-220	101-116 221-255	117-130 256-285	131-147 286-325	148-166 326-365	kg lbs	
Low 3	1	1	2	3	4	5	6	7	8	9*		
Mod 4	1	2	3	4	5	6	7	8	9*	-		
High 4	2	3	4	5	6	7	8	9*	-	-		

1 2 3 4 ◀ Axial shock spring

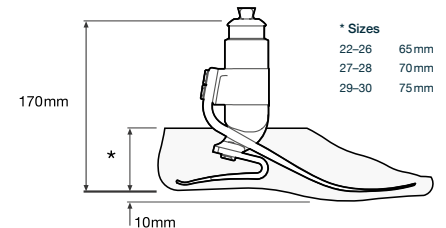
*Rate 9 is only available on sizes 25-30cm

Specifications

Max. User Weight:	166kg (365 lb)
Activity Level:	3-4
Max. Rotation:	+/-15deg
Size Range:	22cm-30cm
Component Weight:	750g [†] (1 lb 10 oz)
Build Height:	170mm (6 ¹¹ / ₁₆ "")
Heel Height:	10mm

[†]Component weight shown is for a size 26cm without foot shell.

Build Height



Esprit



Suitable for submersion

Esprit is a low profile, lightweight, waterproof foot that provides excellent energy response. Ideal for longer residual limbs or where additional components are required.

Order Example

Product Code	Size	Side	Width*	Spring Set	Sandal Toe*
ESP	25	L	N	3	S

*For dark tone add suffix D. Example: Esprit, foot size 25, left, narrow, spring rating 3, sandal toe. *Narrow (N) and Wide (W) available for sizes 25-27 only.



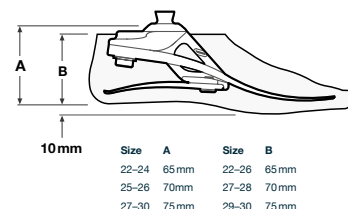
Activity	44-52	53-59	60-68	69-77	78-88	89-100	101-116	117-125	kg
	100-115	116-130	131-150	151-170	171-195	196-220	221-255	256-275	lbs
3	1	2	3	4	5	6	7	8	Spring set

Specifications

Max. User Weight:	125kg (275 lb)
Activity Level:	3
Size Range:	22cm-30cm
Component Weight:	317g [†] (11 oz)
Build Height:	65mm - 75mm (2 ⁹ / ₁₆ - 2 ⁶¹ / ₆₄ "")
Heel Height:	10mm

[†]Component weight shown is for a size 26cm without foot shell.

Build Height



Epirus



Suitable for outdoor use

Epirus is a low profile, multi-axial prosthetic foot, which combines a compliant biomimetic ankle joint with independent e-carbon springs to offer a smooth, comfortable walking experience with excellent energy response.

Order Example

Product Code	Size	Side	Width*	Spring Set	Sandal Toe*
EP	25	L	N	3	S

*For dark tone add suffix D. Example: Epirus, foot size 25, left, narrow, spring rating 3, sandal toe. *Narrow (N) and Wide (W) available for sizes 25-27 only.



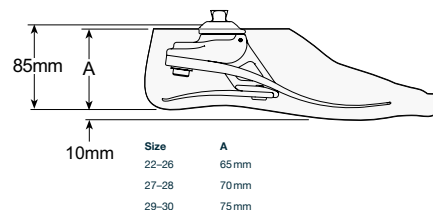
Activity	44-52	53-59	60-68	69-77	78-88	89-100	101-116	117-125	kg
	100-115	116-130	131-150	151-170	171-195	196-220	221-255	256-275	lbs
3	1	2	3	4	5	6	7	8	Spring set

Specifications

Max. User Weight:	125kg (275 lb)
Activity Level:	3
Size Range:	22cm-30cm
Component Weight:	400g [†] (14 oz)
Build Height:	85mm (1 ¹¹ / ₃₂ "")
Heel Height:	10mm

[†]Component weight shown is for a size 26cm without foot shell.

Build Height





Javelin



Javelin is an extremely lightweight prosthetic foot, which offers users good energy response over a range of low to moderate impact sports and activities.

Product Code	Size	Side	Width*	Spring Set	Sandal Toe*	Adapter
JAV	26	L	N	3	S	M

*For dark tone add suffix D. Javelin, size 26 left, narrow, spring rating 3, sandal toe, male proximal, (F for female). *Narrow (N) and Wide (W) available for sizes 25-27 only.

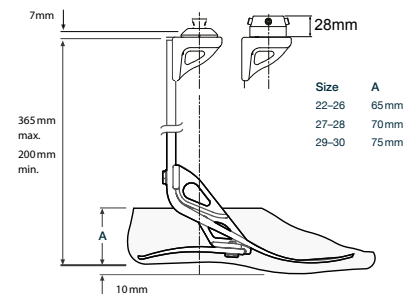


Specifications

Max. User Weight:	166kg (365 lb)
Activity Level:	3
Size Range:	22cm-30cm
Component Weight:	480g [†] (1 lb 1 oz)
Build Height:	200mm - 365mm (7 ⁷ / ₈ - 14 ³ / ₈ "
Heel Height:	10mm

[†]Component weight shown is for a size 26cm without foot shell.

Build Height



Activity	44-52	53-59	60-68	69-77	78-88	89-100	101-116	117-130	131-147	148-166 kg
3	100-115	116-130	131-150	151-170	171-195	196-220	221-255	256-285	286-325	326-365 lbs

Activity	1	1	2	3	4	5	6	7	8	9	Spring set
3	1	1	2	3	4	5	6	7	8	9	Spring set

*Rate 9 is only available on sizes 25-30cm

800 548 3534 | info@blatchfordus.com
Blatchford Inc., 1031 Byers Road, Miamisburg, Ohio 45342, USA.

@blatchfordUS | blatchfordus.com

214069182US Iss4 01/20. Information correct at time of print.

Blatchford 