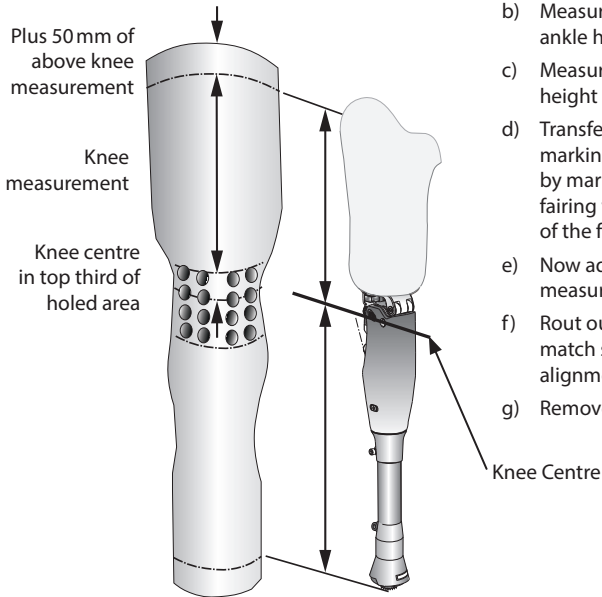


# Adaptive Durafoam Cosmesis

## Fitting Instructions

561093

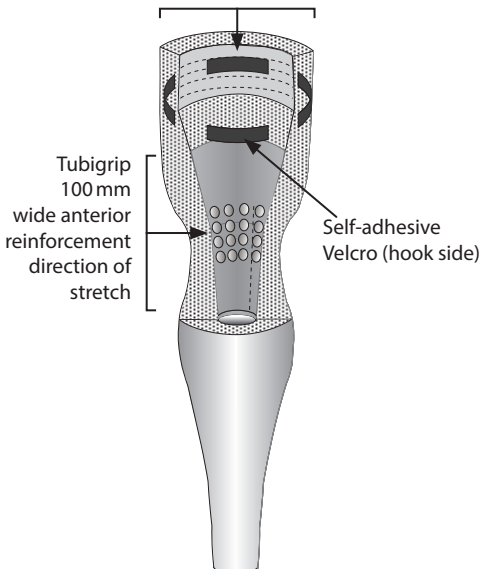
**Blatchford:**

**1**

- a) Select required transfemoral fairing.
- b) Measure limb from knee centre to bottom of ankle housing.
- c) Measure limb from knee centre to required height of cosmesis.
- d) Transfer measurement to fairing after first marking the knee centre. This can be found by marking a line on the outside of the fairing within the top third of the holed area of the fairing.
- e) Now add 50 mm to the above knee measurement. Cut to length.
- f) Rout out internal above knee section to match socket circumference, shape and alignment.
- g) Remove dust particles.

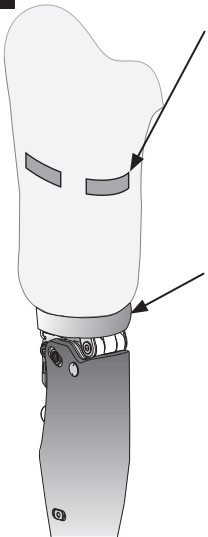
**2**

Tubigrip 150 mm wide proximal reinforcement direction of stretch



- a) Cut a strip of Tubigrip 100 mm wide (stretch longitudinal).
  - b) Bond with Thixofix to internal anterior face, to extend from 100 mm above the knee centre to 100 mm below the knee centre (fully covering the holes anteriorly).
  - c) Reinforce the proximal internal cavity with a strip of Tubigrip 150 mm wide (stretch transverse).
  - d) Bond with Thixofix (glue both sides and allow to dry).
- Note... Do not stretch Tubigrip during application.
- e) Cut four pieces of self-adhesive Velcro (hook side) 50 mm long.
  - f) Position one piece anteriorly, one posteriorly, one laterally and one medially.

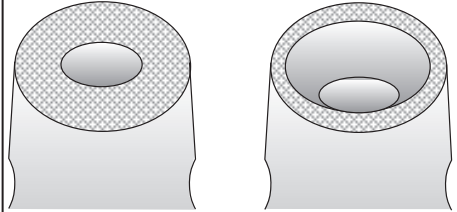
Note... Make sure the positioning of the hook and loop fasteners do not create tension on the foam fairing. This could have an adverse effect on the free movement of the prosthetic joints and the durability of the fairing.

**3**


- a) Cut four pieces of self adhesive Velcro (loop side) 50 mm long and position in the corresponding positions on the socket.
- b) Shape a disc of Plastazote to fit around the alignment coupling/spacer stack to prevent the fairing from 'necking' in below the socket.

**4**

Sections 4 and 5 only for Multiflex Ankle.  
Otherwise interface for the foot being used and proceed to Section 6.



- a) Cut tapered hole at ankle end of fairing to mate with the ankle fairing.

**5**

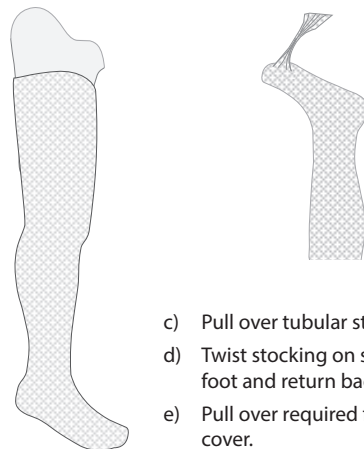
- a) Fit the cosmesis to the limb, retain on Velcro.
- b) Attach foot and the appropriate ankle cosmesis/interface, ensuring serrations are fully engaged in position previously fitted. (Use view hole).
- c) Apply Loctite 242 to thread of foot bolt and torque tighten to 35 Nm.
- d) Bond ankle fairing to fairing using Thixofix.



**DO NOT pull the cosmesis taut over the knee, if possible try to have a slight compression in the area around the knee.**

**6**

- a) Rough trim the foam fairing then shape to size. (Leave circumference 12-15 mm over required size to allow for compression when cover is fitted).
- b) Trim feathering of foam around holes at knee with scissors if required.



- c) Pull over tubular stocking.
- d) Twist stocking on sole of foot and return back over.
- e) Pull over required fabric cover.

[blatchford.co.uk/distributors](http://blatchford.co.uk/distributors)

**Blatchford Products Ltd.**

Unit D Antura  
Kingsland Business Park  
Basingstoke  
RG24 8PZ  
UNITED KINGDOM  
Tel: +44 (0) 1256 316600  
Fax: +44 (0) 1256 316710  
Email: [customer.service@blatchford.co.uk](mailto:customer.service@blatchford.co.uk)  
[www.blatchford.co.uk](http://www.blatchford.co.uk)

**Blatchford Inc.**

1031 Byers Road  
Miamisburg  
Ohio 45342  
USA  
Tel: +1 (0) 800 548 3534  
Fax: +1 (0) 800 929 3636  
Email: [info@blatchfordus.com](mailto:info@blatchfordus.com)  
[www.blatchfordus.com](http://www.blatchfordus.com)

**Blatchford Europe GmbH**

Am Prime-Parc 4  
65479 Raunheim  
GERMANY  
Tel: +49 (0) 9221 87808 0  
Fax: +49 (0) 9221/87808 60  
Email: [info@blatchford.de](mailto:info@blatchford.de)  
[www.blatchford.de](http://www.blatchford.de)

Email: [contact@blatchford.fr](mailto:contact@blatchford.fr)  
[www.blatchford.fr](http://www.blatchford.fr)

**Endolite India Ltd.**

A4 Naraina Industrial Area  
Phase - 1  
New Delhi  
INDIA – 110028  
Tel: +91 (011) 45689955  
Fax: +91 (011) 25891543  
Email: [endolite@vsnl.com](mailto:endolite@vsnl.com)  
[www.endoliteindia.com](http://www.endoliteindia.com)

**Ortopro AS**

Hardangervegen 72  
Seksjon 17  
5224 Nesttun  
NORWAY  
Tel: +47 (0) 55 91 88 60  
Email: [post@ortopro.no](mailto:post@ortopro.no)  
[www.ortopro.no](http://www.ortopro.no)



Blatchford Products Limited, Lister Road, Basingstoke RG22 4AH, UK.

Blatchford®

© Blatchford Products Limited 2024. All rights reserved.

938190/2-0924