



**Camino**<sup>®</sup>  
Fashioned for Feet

# Footwear Collection

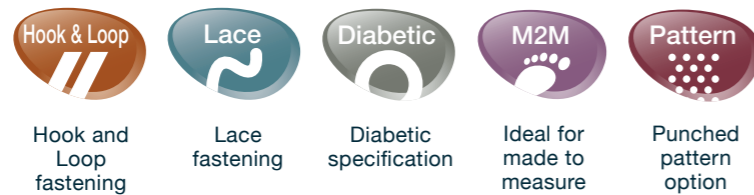
**Blatchford**

# Camino Footwear Collection Information

## Contents

Footwear Collection Information	3
Ladies Modular Footwear	4
Gents Modular Footwear	10
Modular Measurement Guide	15
Modular Last Additions	16
Sole Unit and Punch Pattern Options	17
Material and Colour Options	18
Boot Measurement Guide	20
Last Measurement Guide	21

## Key To Symbols



### Introduction

Our new footwear range has been designed using the latest materials and manufacturing methods to produce the highest quality footwear.

Mendivil modular footwear is designed to focus on the prevention and treatment of foot pathologies. Continuous evaluation of product lines are carried out by INESCOP resulting in innovative high quality products.

All footwear contained in this catalogue is distributed by Blatchford in accordance with supplier agreements.

Mendivil have a designated (UKRP) United Kingdom Responsible Person for product compliance.

To meet the clinical requirement of a patient, Blatchford have the right to modify CE marked footwear and by default this will be labeled as a custom made device.

Blatchford maintains a QMS, which is ISO 9001 and ISO 13485 accredited.

### Modular Additions

The entire Camino Collection can be supplied without adaptation as stock last products. Discreet additions can be made to the last for optimal treatment of more complex pathology. Four clear options and price breaks are detailed on page 16, which simplify the ordering of enhanced modular footwear.

### Lining Materials

A choice of lining material is available. The default lining is leather with an anti-slip area around the heel and the standard specification for diabetic footwear is a microfibre plush lining. When ordering, please state which lining is preferred otherwise the footwear will be supplied with the default leather.

### Sole Units

Camino Footwear is supplied with high quality, hard wearing sole units for increased durability. Commando soles are available for all Camino footwear. Trainers will be supplied with wedged units in either black or white as the default specification, unless specified the appropriate colour will be applied that complements the leather.

### Fastenings

The majority of the footwear in the Camino Collection is available with a choice of either lace or Hook and Loop fastening. Please specify the type of fastening required when ordering.

### Fittings

Please note that unless otherwise stated, all Camino Footwear will be manufactured and supplied to a fitting stage.

### Adaptations

A full adaptation service is available for additions such as rocker soles, flares, sockets etc.

### Made To Measure Styles

The Camino Collection can also be manufactured as made to measure footwear in order to further meet individual specifications. Please contact us for further details. Styles featuring the M2M logo are preferred bespoke options.



### Modular Diabetic Specification

The majority of the footwear in the Camino Collection can be supplied to a diabetic specification offering enhanced accommodation of the diabetic foot.

The Camino Modular diabetic specification includes:

- Soft diabetic leathers
- Winged toe puff
- Micro fibre plush lining material with minimum seams
- Padded collar
- Removable shock absorbent insoles (9mm depth)
- Through wedge sole unit with rocker

This specification can be altered to meet your individual requirements but any changes must be clearly indicated on your order. Please note that the changes you request may switch the specification from modular to custom made footwear. If you have more particular requirements, our diabetic footwear can be custom made to suit your exact specification.





# Ladies Modular Footwear



## Coral



- Shown in Taupe and Dark Burgundy



## Nottingham



- Shown in Light Burgundy and Navy
- Identical to the Coral style but with extended opening



## Agate



- Shown in Black and Mid Brown



## Jasper



- Shown in Caribe Blue and Dark Burgundy/Light Burgundy combination



## Stafford



- Shown in Dark Brown and Black
- Plain neoprene stretch front



## Larimar



- Shown in Navy and Taupe
- Extended opening to toe



## Jade



- Shown in Red and Taupe Nubuck



## Opal



- Shown in Black and Dark Burgundy



# Ladies Modular Footwear



## Pearl



- Shown in Navy Nubuck and Cream



## Suffolk



- Shown in Dark Brown and Navy
- Stretch leather panels with optional punch pattern



## Hertford



- Shown in Black and Dark Brown
- Stretch leather panel



## Essex



- Shown in Dark Brown and Black
- Stretch leather apron



## Amethyst



- Shown in Cream Nubuck and Navy
- Single strap Hook and Loop through D ring



## Shropshire



- Shown in Caribe Blue and Red
- Single strap Hook and Loop through D ring
- Padded instep base for added comfort



## Cheshire



- Shown in Black and Dark Brown
- Stretch leather side panels



## Rutland



- Shown in Navy and Black
- Monk style shoe with elasticated inserts on fastening ensuring improved conformity over instep
- Stretch leather apron



# Ladies Modular Footwear



## Ruby



- Shown in Cream and Red



## Tigereye



- Shown in Black with White stripe and White with Black stripe



## Northumberland



- Shown in Black with White stripe and White with Navy stripe



## Sussex



- Shown in Dark Brown and Black
- Plain neoprene stretch front



## Carnelian



- Shown in Dark Brown and Caribe Blue



## Surrey



- Shown in Black with White stripe and White with Pink stripe
- Also available without stripes upon request
- Extended opening to toe



## Berkshire



- Shown in Navy with White stripe and White with Black stripe
- Also available without stripes upon request
- Extended opening to toe



## Zircon



- Shown in Taupe and Black Nubuck



# Gents Modular Footwear



## Dolomite



- Shown in Dark Brown and Black



## Onyx



- Shown in Black and Dark Burgundy



## Quartz



- Shown in Black and Dark Brown
- Extended padded collar



## Herefordshire



- Shown in Dark Brown and Black
- Stretch leather panel



## Huntingdon



- Shown in Dark Brown and Black
- Plain neoprene stretch front



## Durham



- Shown in Black and Dark Brown



## Buckingham



- Shown in Dark Brown and Navy



## Merseyside



- Shown in Black and Dark Brown



# Gents Modular Footwear



## Wiltshire



- Shown in Dark Brown and Light Burgundy
- Double pull Hook and Loop strap fastening



## Rhyolite



- Shown in Navy with White stripe and White with Black stripe



## Cambridge



- Shown in Black with White stripe and White with Navy stripe



## Tyneside



- Shown in Dark Brown and Black
- Plain neoprene stretch front



## Dorset



- Shown in Black and Dark Brown Nubuck



## Bedford



- Bedford and Humber are available in 4 options only: Black, Navy, white or Soan and cream as shown. Cordura inset panels available as shown in Black, Navy, Silver and Taupe.



## Humber



- Bedford and Humber are available in 4 options only: Black, Navy, white or Soan and cream as shown. Cordura inset panels available as shown in Black, Navy, Silver and Taupe.



## Leicester



- Shown in Black and Dark Brown
- Shown with optional leather sole and heel



# Gents Modular Footwear



## Gloucester



- Shown in Saddale and Black Nubuck



## Fife



- Shown in Black and Nut/Cream Nubuck combination
- Shown with optional commando sole unit



## Hampshire



- Shown in Black and Mid Brown

# Modular Measurement Guide

## Fitting Principles

Using the clinician's anatomical and clinical knowledge, the measurement guide lays out a step by step procedure which can help the clinical assessment and measurement process resulting in a higher level of first time fit footwear.

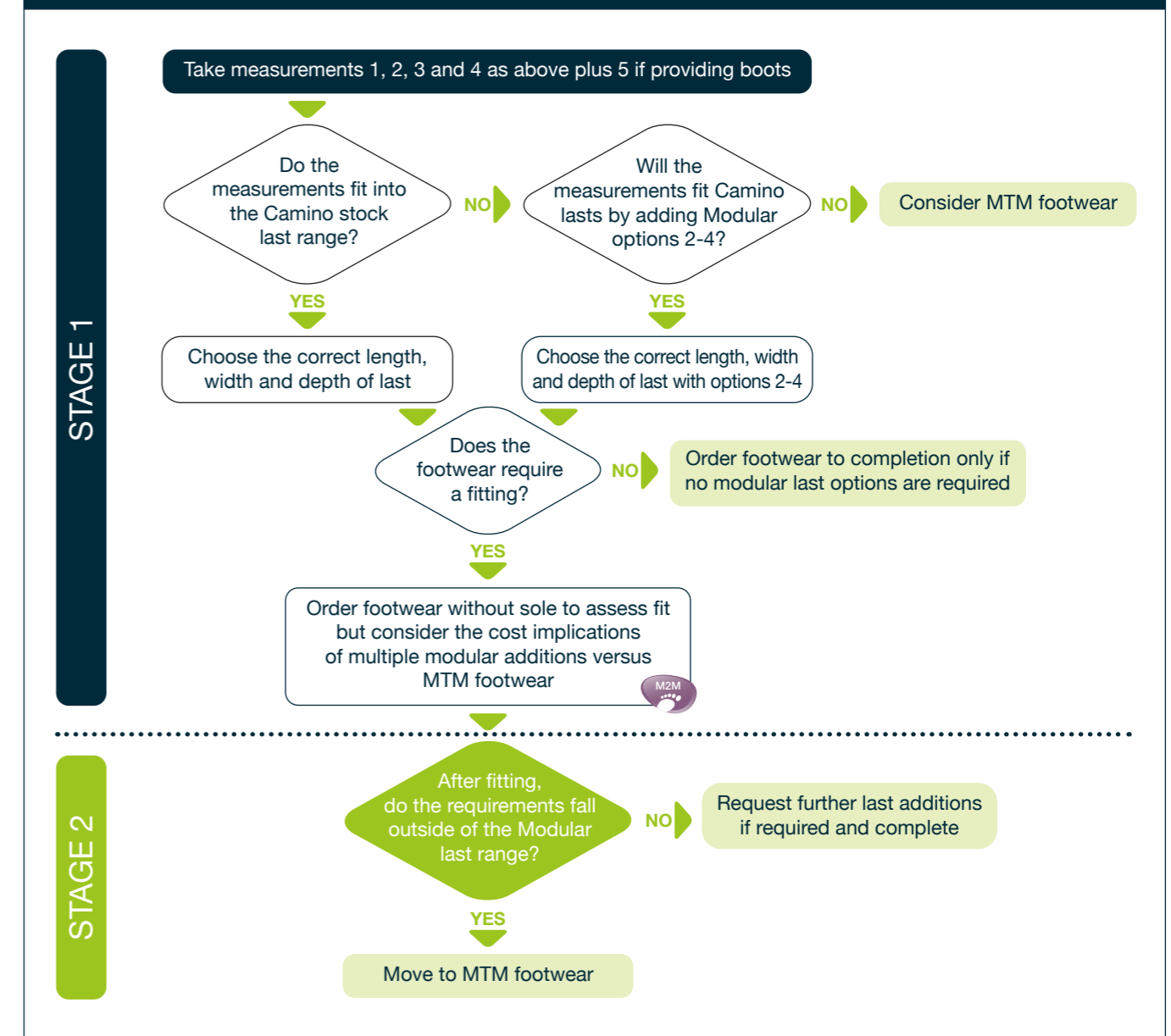
It is important to note that as the client weight bears, the foot posture changes and can have an effect on the shoe size required. Please consider this before adding the standard two sizes to the footstick measure as more may be needed.

## Measuring Guide

1. Foot length
2. Joint width
3. Joint circumference
4. Instep circumference
5. Leg circumference (boots only)



## Stock/Modular Footwear Measurement Process



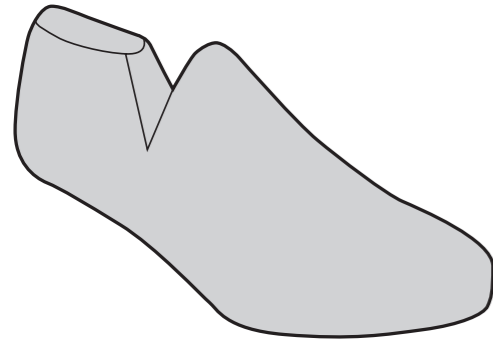


# Modular Last Additions

## Option 1

### Standard Shoe

Any standard last, without modifications to last or upper, with a choice of shoes and boots.



## Further Options

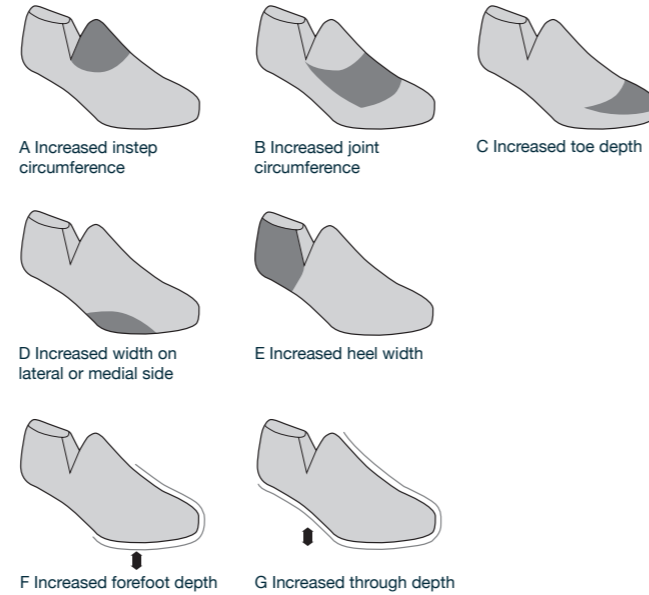
Special pattern change	CA0103
Hook and Loop straps	CA0104
Square toe option	CA0105
Cleated sole unit	CA0106

## Option 2

### CA0100

Any one single modification per last as illustrated below.

**Not to exceed 6mm per last (12mm per pair).**

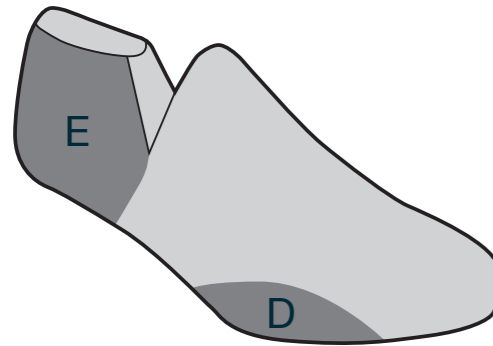


## Option 3

### CA0101

Several modifications in multiples of 3mm, 6mm, 9mm or 12mm. Allows you to choose any combination of modifications as illustrated in Option 2.

Not to exceed 15mm per last (21mm per pair).



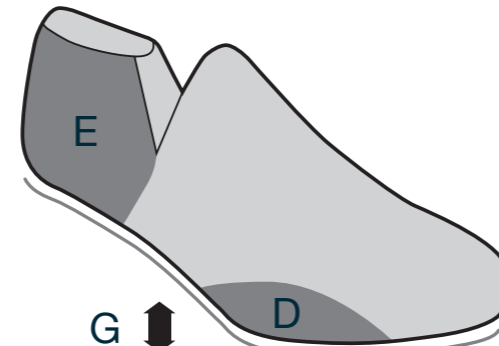
Example: **D** Increased width on lateral or medial side = 6mm  
**E** Increased heel width = 3mm  
 Total = 9mm

## Option 4

### CA0102

Several modifications in multiples of 3mm, 6mm, 9mm or 12mm. Allows you to choose any combination of modifications as illustrated in Option 2.

Not to exceed 15mm per last (30mm per pair).



Example: **D** Increased width on lateral or medial side = 6mm  
**E** Increased heel width = 3mm  
**G** Increased through depth = 6mm  
 Total = 15mm

Footwear ordered that exceeds the specifications detailed in option four will be treated as "Made to Measure" footwear and charged accordingly.

All footwear is supplied with 3 x 3mm shock absorbing insoles unless otherwise specified.

Please note that stock lasts can only have fittings added to them, they cannot be reduced in dimension.

# Sole Unit and Punch Pattern Options


## Standard Sole Units



## Optional Sole Units



## Pattern Punch Pattern Options





# Material and Colour Options

The Camino Footwear Collection is manufactured using only the finest quality leather and materials. Please note that due to print limitations the actual colours may vary slightly from the printed sample.

## Key To Symbols




Hook and Loop fastening  
Lace fastening  
Diabetic specification  
Ideal for made to measure  
Punched pattern option




## Calf Leather




## Diabetic Softee Leather




## Nubuck




## Stretch Leather



## Neoprene



## Cordura




The colour options below are available as special order leathers only.

## Distressed Leather



## Hd Siciliana Leather (Boots only)





# Boot Measurement Guide

## Ladies

STYLE		2	3	4	5	6	7	8	9
Opal Bootee	Height (mm)	107	110	113	116	119	122	125	128
	Top circumference (mm)	230	236.5	243	249.5	256	262.5	269	275.5
Opal	Height (mm)	142	145.5	149	152.5	156	159.5	163	166.5
	Top circumference (mm)	234	241	248	255	262	269	276	282
Zircon	Height (mm)	112	115	118	121	124	127	130	133
	Top circumference (mm)	226	233	240	247	254	261	268	275
Northumberland	Height (mm)	99	102	105	108	111	114	117	120
	Top circumference (mm)	234	240.5	247	253.5	260	266.5	273.5	280
Berkshire	Height (mm)	109	112	115	118	121	124	127	130
	Top circumference (mm)	222	228.5	235	241.5	248	254.5	261	267.5
Sussex	Height (mm)	112	115	118	121	124	127	130	133
	Top circumference (mm)	226	233	240	247	254	261	268	275

## Gents

STYLE		5	6	7	8	9	10	11	12
Quartz	Height (mm)	122	125	128	131	134	137	140	143
	Top circumference (mm)	234	240.5	274	253.5	260	266.5	273	279.5
Hampshire	Height (mm)	117	120	123	126	129	132	135	138
	Top circumference (mm)	250	257	264	271	278	285	292	299
Gloucester	Height (mm)	107	109.5	112	114.5	117	119.5	122	124.5
	Top circumference (mm)	230	236	242	248	254	260	266	272
Leicester	Height (mm)	123	126	129	132	135	138	141	144
	Top circumference (mm)	228	234	240	246	252	258	264	270
Fife	Height (mm)	109	112	115	118	121	124	127	130
	Top circumference (mm)	230	236.5	243	249.5	256	262.5	269	275.5
Cambridge	Height (mm)	118	121	124	127	130	133	136	139
	Top circumference (mm)	240	246	252	258	264	270	276	282
Humber	Height (mm)	118	121	124	127	130	133	136	139
	Top circumference (mm)	240	246	252	258	264	270	276	282
Tyneside	Height (mm)	122	125	128	131	134	137	140	143
	Top circumference (mm)	234	240.5	247	253.5	260	266.5	273	279.5

- N.B.
1. Upper height of the boot.
  2. The measurements contained in this guide are nominal. The actual measurements may vary slightly (+/- 2mm).
  3. Top circumference measurement includes facing gap of 15mm.

Please note that these are default measurements. If you require specific measurements, please detail when ordering (see point no.5 on page 15).

# Last Measurement Guide

Lasts are available in both square-toe and round-toe options. Please note that if unspecified, round-toe will be supplied by default.

## Ladies Lasts

Extra Narrow	Size	2	3	4	5	6	7	8	9
	Joint Width	79	81	83	85	87	89	91	93
	Joint Circ.	201-219	207-225	214-232	220-238	226-244	233-251	239-257	245-263
	Instep Circ.	197-215	203-221	210-228	216-234	222-240	229-247	235-253	241-259
	Toe Depths	31	32	33	34	35	36	37	38

Narrow	Size	2	3	4	5	6	7	8	9
	Joint Width	83	85	87	89	91	93	95	97
	Joint Circ.	210-228	216-234	223-241	229-247	235-253	242-260	248-266	254-272
	Instep Circ.	206-224	212-230	219-237	225-243	231-249	238-256	244-262	250-268
	Toe Depths	31	32	33	34	35	36	37	38

Standard	Size	2	3	4	5	6	7	8	9
	Joint Width	89	91	93	95	97	99	101	103
	Joint Circ.	226-244	232-250	239-257	245-263	251-269	258-276	264-282	270-288
	Instep Circ.	211-229	217-235	224-242	230-248	236-254	243-261	249-267	255-273
	Toe Depths	31	32	33	34	35	36	37	38

Wide	Size	2	3	4	5	6	7	8	9
	Joint Width	94	96	98	100	102	104	106	108
	Joint Circ.	236-254	242-260	249-267	255-273	261-279	268-286	274-292	280-298
	Instep Circ.	217-235	223-241	230-248	236-254	242-260	249-267	255-273	261-279
	Toe Depths	31	32	33	34	35	36	37	38

Deep	Size	2	3	4	5	6	7	8	9
	Joint Width	89	91	93	95	97	99	101	103
	Joint Circ.	236-254	242-260	249-267	255-273	261-279	268-286	274-292	280-298
	Instep Circ.	217-235	223-241	230-248	236-254	242-260	249-267	255-273	261-279
	Toe Depths	37	38	39	40	41	42	43	44

## Gents Lasts

Narrow	Size	5	6	7	8	9	10	11	12
	Joint Width	89	92	93	95	97	99	100	102
	Joint Circ.	225-243	231-249	238-256	244-262	250-268	257-275	263-281	269-287
	Instep Circ.	215-233	221-239	228-246	234-252	240-258	247-265	253-271	259-277
	Toe Depths	37	38	39	40	41	42	43	44

Standard	Size	5	6	7	8	9	10	11	12
	Joint Width	95	97	99	101	103	105	107	109
	Joint Circ.	237-255	243-261	250-268	256-274	262-280	269-287	275-293	281-299
	Instep Circ.	227-245	233-251	240-258	246-264	252-270	259-277	265-283	271-289
	Toe Depths	37	38	39	40	41	42	43	44

Wide	Size	5	6	7	8	9	10	11	12
	Joint Width	101	103	105	107	109	111	113	115
	Joint Circ.	249-267	255-273	262-280	268-286	274-292	281-299	287-305	293-311
	Instep Circ.	235-253	241-259	248-266	254-272	260-278	267-285	273-291	279-297
	Toe Depths	37	38	39	40	41	42	43	44

Deep	Size	5	6	7	8	9	10	11	12
	Joint Width	95	97	99	101	103	105	107	109
	Joint Circ.	249-267	255-273	262-280	268-286	274-292	281-299	287-305	293-311
	Instep Circ.	235-253	241-259	248-266	254-272	260-278	267-285	273-291	279-297
	Toe Depths	43	44	45	46	47	48	49	50



Blatchford

[blatchfordmobility.com](https://blatchfordmobility.com) | [orthoticscs@blatchford.co.uk](mailto:orthoticscs@blatchford.co.uk) | [@blatchfordgrp](https://twitter.com/blatchfordgrp)